
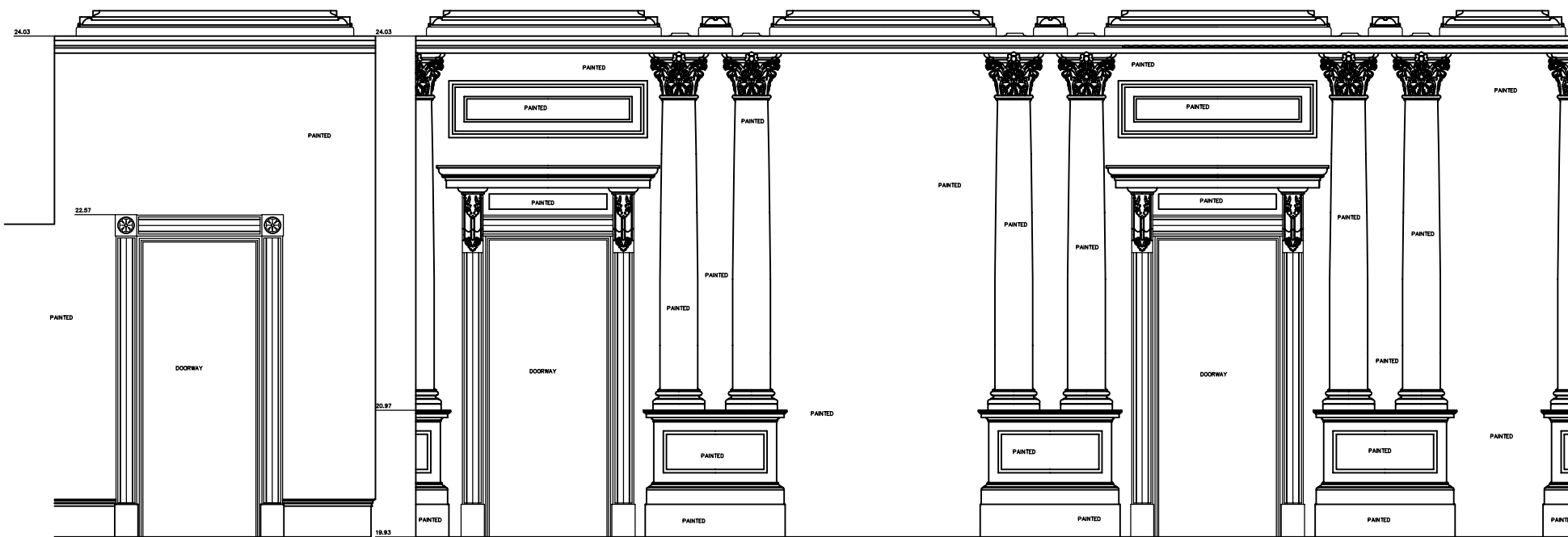





DATUM 19.50m




DATUM 19.50m



DATUM 19.50m



Building Details Not To Scale



5	-	-	-
4	-	-	-
3	-	-	-
2	-	-	-
1	-	-	-
0	-	First Complete Issue	-
Prelim	-	Preliminary - Not Complete	-
Rev	QA Check	Description	Date

© Copyright Warner Land Surveys Ltd



Head Office: Unit 22, Theale Lakes Bus. Park, Moulden Way, READING. RG7 4GB  
 T +44 (0)118 930 3314  
 London Office: G.3 Bedford House, 69-79 Fulham High St, LONDON. SW6 3JW  
 T +44 (0)203 651 7549

[www.warnersurveys.com](http://www.warnersurveys.com)

Topographic and Measured Building Surveys  
 Construction and Site Engineering Surveys  
 Movement and Deformation Monitoring  
 Oil, Gas and Industrial Surveying

SURVEYED	WS
DRAWN	WS
SCALE	1:50

Listed Building

## INTERNAL WALL ELEVATIONS

JOB No	DRAWING NUMBER
04	04-006

A2 Sheet - 594mm X 420mm